


# 3 Basic Markers

## Key Communication Foundations




### What are Markers?

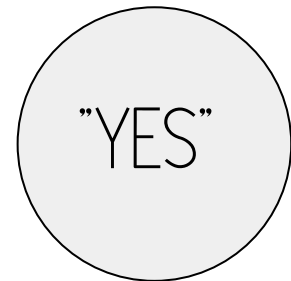
Markers are signals or cues used to communicate with a dog and provide feedback during training sessions. They serve as a way to convey information to the dog about the desired behavior or action. Markers are valuable tools in dog training because they provide precise timing and feedback, making it easier for dogs to understand what is expected of them during the learning process. There are three primary types of markers:



**Release**



**No Reward**



**Duration**

### **Release Marker**

- It signals that the task or command is complete.
- Helps the dog understand when they are free to move or disengage.
- Prevents confusion and builds reliable obedience by marking the end of a command.

### **No Marker**

- A no marker signals that the dog's behavior was incorrect or undesirable.
- It provides clear feedback without punishment, simply indicating no reward will follow.
- Helps the dog understand what not to do and encourages them to try again.

### **Duration Marker**

- A duration marker tells the dog to keep performing a specific behavior.
- It signals continuation, not completion, unlike a release cue.
- Helps the dog understand they must maintain the behavior until given a release.