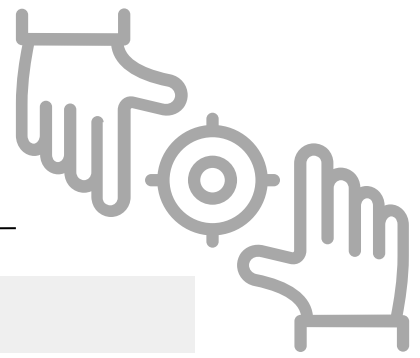


Redirection Techniques



Management vs Learning

Being aware of your environment is key to know when to redirect the dog. If you are not proactive with redirection and a reaction happens, minimal learning happens. The ideal time to redirect your dog is the moment they notice the distraction. Your dog needs to see the distraction in order for learning to happen. If your dog does not see the distraction because you have redirected them, then you are simply managing them and no learning happens. This is useful in situations where you cannot create a successful distance from the distraction. Consider these two things when determining an appropriate learning environment

The Environment

Pick your Environment Accordingly

- How busy is it?
- How open is it?
- What activities are going on?
- Is there space to take a break?
- Does your dog notice the distractions?
- Is your dog able to disengage from the distractions?

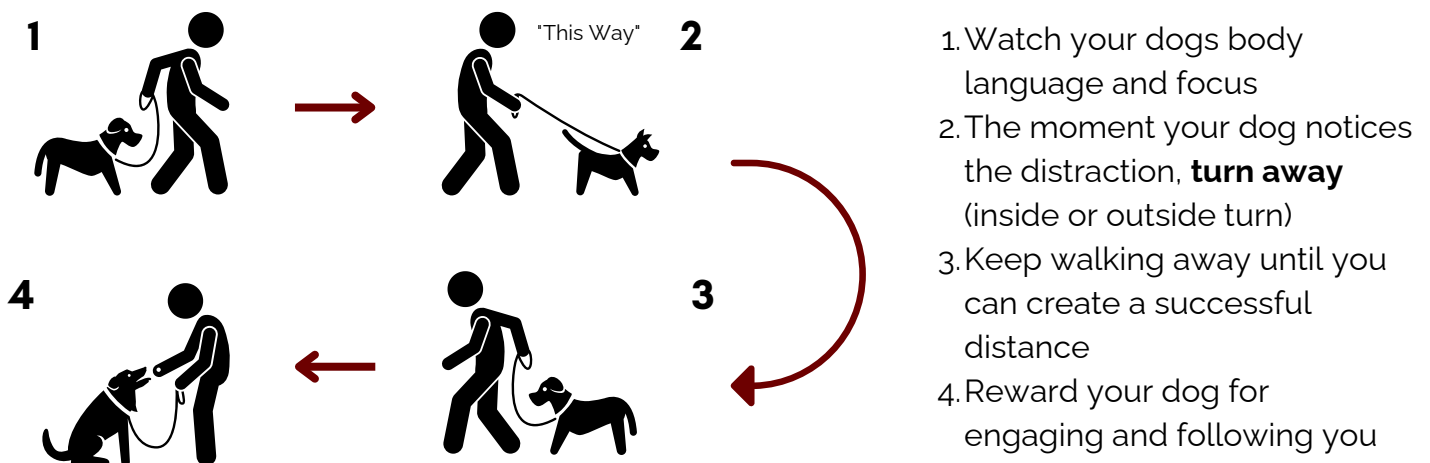
The Engagement

Can your Dog Engage with You

- Can your dog follow through with cues?
- Will your dog take a reward?
- Can your dog calmly follow you on leash?
- Can your dog respond to their name?

The How

Turn Away



**Try turning into your dog (inside turn) instead of away from your dog (outside turn)*

The How

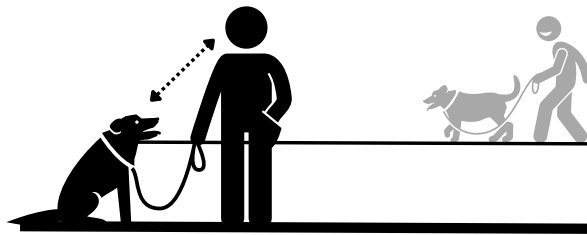
Sit Stay

1. Pull over at a successful distance from the distraction and **ask your dog to sit/stay**. Position your body so it is in front of the dog and/or facing the dog

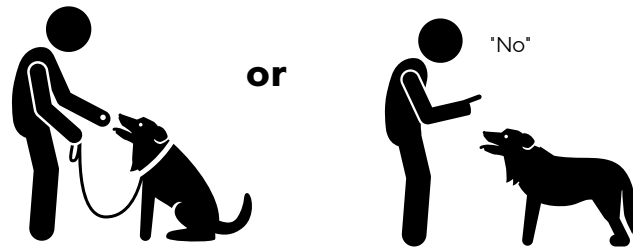


"If your dog is not sitting that is an indication that you need to create more space away from the distraction"

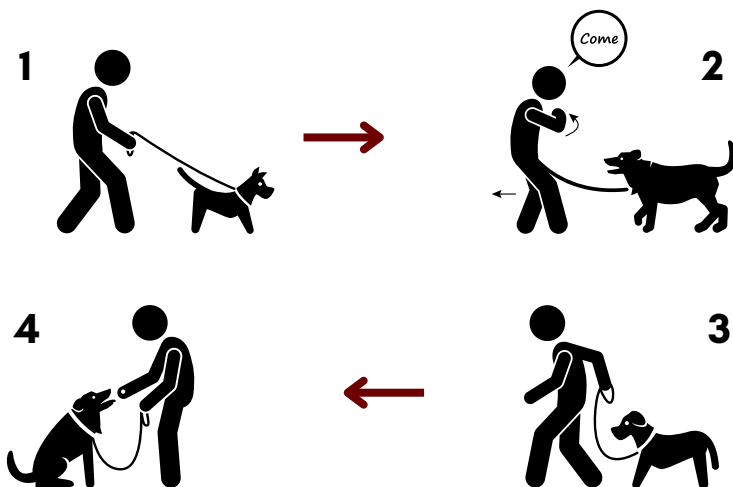
2. Allow your dog to watch the distraction pass by. If your dog is going to react try luring their focus up to your eyes, cuing them a focus cue or saying their name.



3. If your dog remains sitting or engaged or doesn't react, reward them. If your dog reacts, correct them and keep them in a sit for 5-10s longer before you continue your walk with no further reward




The Draw Back



1. The moment your dog notices the distraction, get behind your dog
2. Say "come", "leave it" or your dog's name & **draw them back towards you**
3. Walk away until you are a successful distance away
4. Reward your dog for engaging and following you


The How

Curve Around



1. Heel your dog on the side of your body that is furthest away from the distraction.
2. Curve around the oncoming distraction and lure or cue your dogs focus as you pass the distraction.
3. Release your dog from heel. If they were successful reward them further.

Movement is Motivating!



Adding movement to your reward event will help motivate your dog to engage with you. And thus, redirect them easier!

Don't be boring or unenthusiastic...Your dog can tell.

If your a more reserved person, try tossing your dogs food/toy or scattering food for your dog to hunt